



FACULTY OF LAW

Obtaining a **Non-Immigrant ED Visa**

A Comprehensive Guide for International Students at Chiang Mai
University, Thailand



Process Overview

The journey is divided into two distinct phases: before you travel and after you arrive.

Phase 1: Home Country Application

Step 1: Receive LoA

Obtain your official Letter of Acceptance from Chiang Mai University.



Step 2: Submit Application

Apply at the Royal Thai Embassy or Consulate with required documents.

Step 3: Entry to Thailand


Travel to Thailand and receive your initial 90-day visa stamp.




Welcome to Chiang Mai

Upon your arrival at Chiang Mai University, Phase 2 begins. This phase is crucial for maintaining your student status and ensuring your visa remains valid throughout your studies.

You will need to coordinate closely with the Faculty's International Relations Unit to prepare your extension paperwork.





Phase 2: Post-Arrival Procedures



Managing documentation at the Immigration Bureau in Thailand.



Required: Personal Documentation



Form TM.7

Completed and signed Visa Extension Application Form.



Valid Passport


Original + copies of photo page, visa, entry stamp, and TM.6 card.



Photograph

One color photo (4 x 6 cm or 1.5 inches) for the application.

Required: Faculty & University Documents



Document Type	Description / Details
Certificate of Student Status	Original document confirming your enrollment.
Formal Faculty Letter	Addressed to Immigration to request your extension.
Academic Transcript	Your latest records of study at the university.
Tuition Receipt (Optional)	Evidence of the latest tuition fee payment.
Registration Documents	Official Faculty/University establishment licenses.

Key Financials & Deadlines



1,900

THB EXTENSION FEE

Payable at the Immigration Bureau during application.



30

DAYS BEFORE EXPIRY

Contact the IR Unit to request documents early.

Certification Guidelines

- ✓ Every single photocopy must be hand-signed.
- ✓ Use the phrase "**Certified True Copy**".
- ✓ Use blue ink for all signatures to distinguish originals.
- ✓ Ensure your passport remains valid for at least 6 months.



Academic Environment



Support & Assistance



If you have further inquiries regarding your visa status or documentation, please contact the International Relations Unit directly.

 International Relations Unit, Faculty of Law

 +66 53 942 936

 law_ird@cmu.ac.th

 www.law.cmu.ac.th